



# SmartSense POS Plans - Standard New Business Rates

These rates are available for applicants enrolling July 1, 2010 through September 30, 2010

Area 1 - Counties of BUTTS, CLAYTON, COBB, DEKALB, DOUGLAS, FULTON, GWINNETT, HENRY, LAMAR, MERIWETHER, NEWTON, PIKE, ROCKDALE, SPALDING, TROUP, WALTON

## \$750 Deductible

Age	Single Male	Single Female	Male +Child	Female +Child	Male +Children	Female +Children	Couple	Couple +Child(ren)
0-1	229.93	229.93	342.17	342.17	454.41	454.41	459.74	620.41
2-18	102.19	102.19	214.43	214.43	326.67	326.67	204.38	365.06
19-23	121.08	149.65	233.32	261.90	345.56	374.14	268.07	428.74
24-28	141.18	178.23	253.42	290.47	384.43	425.11	313.36	506.11
29-32	152.20	221.46	264.44	333.70	411.19	482.50	356.58	584.09
33-35	172.05	254.39	284.30	366.63	431.04	515.44	405.50	633.01
36-38	197.72	280.06	309.96	392.30	479.72	548.01	455.75	707.11
39-41	217.58	295.31	329.82	407.56	505.51	573.07	494.01	745.85
42-44	237.56	310.69	349.80	422.93	525.49	588.45	529.60	781.45
45-46	277.76	354.04	390.00	466.28	561.69	614.12	589.05	822.50
47-48	304.52	381.64	416.76	493.89	588.45	641.72	641.12	874.56
49-50	331.27	392.90	443.52	505.15	611.94	651.65	684.34	901.80
51-52	358.03	407.43	470.27	519.68	635.31	664.97	729.51	930.98
53-54	391.57	427.41	503.81	539.65	668.85	684.95	779.15	980.63
55-56	427.41	449.33	539.65	561.57	708.08	673.81	832.43	1,012.23
57-58	463.25	471.24	575.49	583.48	743.92	695.73	886.55	1,066.35
59-60	544.25	511.56	656.50	623.80	796.83	736.05	986.80	1,157.77
61-64	652.14	566.65	764.38	678.90	876.62	791.14	1,145.42	1,307.54

## \$1,500 Deductible

Age	Single Male	Single Female	Male +Child	Female +Child	Male +Children	Female +Children	Couple	Couple +Child(ren)
0-1	155.83	155.83	231.90	231.90	307.97	307.97	311.58	420.48
2-18	69.26	69.26	145.33	145.33	221.40	221.40	138.52	247.41
19-23	82.06	101.43	158.13	177.50	234.20	253.57	181.68	290.57
24-28	95.68	120.79	171.75	196.86	260.54	288.11	212.37	343.01
29-32	103.15	150.09	179.22	226.16	278.68	327.01	241.67	395.86
33-35	116.61	172.41	192.68	248.48	292.13	349.33	274.82	429.01
36-38	134.00	189.80	210.07	265.87	325.12	371.40	308.87	479.23
39-41	147.46	200.14	223.53	276.21	342.60	388.39	334.80	505.49
42-44	161.00	210.57	237.07	286.64	356.14	398.81	358.93	529.62
45-46	188.25	239.94	264.32	316.01	380.68	416.21	399.22	557.43
47-48	206.38	258.65	282.45	334.72	398.81	434.92	434.51	592.72
49-50	224.52	266.28	300.59	342.35	414.73	441.65	463.80	611.18
51-52	242.65	276.13	318.72	352.20	430.57	450.67	494.41	630.96
53-54	265.38	289.67	341.45	365.74	453.30	464.21	528.06	664.60
55-56	289.67	304.52	365.74	380.59	479.89	456.66	564.16	686.02
57-58	313.96	319.38	390.03	395.45	504.18	471.52	600.84	722.70
59-60	368.86	346.70	444.93	422.77	540.04	498.84	668.79	784.66
61-64	441.98	384.04	518.04	460.11	594.11	536.18	776.29	886.17

## \$2,500 Deductible

Age	Single Male	Single Female	Male +Child	Female +Child	Male +Children	Female +Children	Couple	Couple +Child(ren)
0-1	124.90	124.90	185.87	185.87	246.83	246.83	249.73	337.01
2-18	55.51	55.51	116.48	116.48	177.45	177.45	111.02	198.30
19-23	65.77	81.29	126.74	142.26	187.71	203.23	145.61	232.89
24-28	76.69	96.81	137.66	157.78	208.82	230.92	170.21	274.92
29-32	82.67	120.29	143.64	181.26	223.35	262.09	193.69	317.27
33-35	93.46	138.18	154.43	199.15	234.14	279.98	220.26	343.85
36-38	107.40	152.13	168.37	213.09	260.58	297.68	247.56	384.10
39-41	118.19	160.41	179.16	221.38	274.59	311.29	268.34	405.14
42-44	129.04	168.77	190.01	229.73	285.44	319.64	287.68	424.48
45-46	150.88	192.31	211.85	253.28	305.11	333.59	319.97	446.78
47-48	165.41	207.31	226.38	268.28	319.64	348.58	348.25	475.06
49-50	179.95	213.42	240.92	274.39	332.40	353.97	371.73	489.85
51-52	194.48	221.32	255.45	282.28	345.10	361.21	396.26	505.71
53-54	212.70	232.17	273.67	293.14	363.31	372.06	423.23	532.67
55-56	232.17	244.07	293.14	305.04	384.62	366.01	452.17	549.84
57-58	251.64	255.98	312.60	316.95	404.09	377.91	481.57	579.24
59-60	295.64	277.88	356.60	338.85	432.83	399.82	536.03	628.89
61-64	354.24	307.80	415.21	368.77	476.17	429.74	622.18	710.25

## \$3,500 Deductible

Age	Single Male	Single Female	Male +Child	Female +Child	Male +Children	Female +Children	Couple	Couple +Child(ren)
0-1	101.25	101.25	150.68	150.68	200.11	200.11	202.46	273.21
2-18	45.00	45.00	94.43	94.43	143.86	143.86	90.00	160.76
19-23	53.32	65.90	102.75	115.33	152.18	164.76	118.05	188.81
24-28	62.17	78.49	111.60	127.91	169.29	187.21	137.99	222.88
29-32	67.02	97.52	116.45	146.95	181.07	212.48	157.03	257.22
33-35	75.77	112.03	125.20	161.45	189.82	226.98	178.57	278.76
36-38	87.07	123.33	136.50	172.76	211.25	241.33	200.70	311.39
39-41	95.82	130.05	145.24	179.48	222.61	252.36	217.55	328.45
42-44	104.61	136.82	154.04	186.25	231.41	259.14	233.22	344.13
45-46	122.32	155.91	171.74	205.34	247.35	270.44	259.40	362.20
47-48	134.10	168.06	183.53	217.49	259.14	282.60	282.33	385.13
49-50	145.88	173.02	195.31	222.45	269.48	286.97	301.36	397.13
51-52	157.67	179.42	207.09	228.85	279.77	292.83	321.25	409.98
53-54	172.44	188.22	221.86	237.65	294.54	301.63	343.11	431.84
55-56	188.22	197.87	237.65	247.30	311.82	296.73	366.58	445.76
57-58	204.00	207.52	253.43	256.95	327.60	306.38	390.41	469.59
59-60	239.67	225.28	289.10	274.70	350.90	324.13	434.56	509.85
61-64	287.18	249.54	336.61	298.97	386.04	348.39	504.41	575.80

\* For those not eligible for Medicare

Initial rates are based on the oldest adult as of the first day of the Quarter of application.



# SmartSense POS Plans - Standard New Business Rates

These rates are available for applicants enrolling July 1, 2010 through September 30, 2010

Area 1 - Counties of BUTTS, CLAYTON, COBB, DEKALB, DOUGLAS, FULTON, GWINNETT, HENRY, LAMAR, MERIWETHER, NEWTON, PIKE, ROCKDALE, SPALDING, TROUP, WALTON

## \$5,000 Deductible

Age	Single Male	Single Female	Male +Child	Female +Child	Male +Children	Female +Children	Couple	Couple +Child(ren)
0-1	91.49	91.49	136.16	136.16	180.82	180.82	182.94	246.87
2-18	40.66	40.66	85.33	85.33	129.99	129.99	81.33	145.26
19-23	48.18	59.55	92.84	104.21	137.51	148.88	106.67	170.61
24-28	56.18	70.92	100.84	115.58	152.97	169.16	124.69	201.39
29-32	60.56	88.12	105.23	132.78	163.62	192.00	141.89	232.42
33-35	68.46	101.23	113.13	145.89	171.52	205.10	161.35	251.89
36-38	78.68	111.44	123.34	156.10	190.89	218.06	181.35	281.37
39-41	86.58	117.51	131.24	162.17	201.15	228.04	196.57	296.79
42-44	94.53	123.63	139.19	168.29	209.10	234.15	210.74	310.95
45-46	110.52	140.88	155.19	185.54	223.51	244.37	234.40	327.29
47-48	121.17	151.86	165.84	196.53	234.15	255.35	255.11	348.00
49-50	131.82	156.34	176.48	201.01	243.50	259.30	272.31	358.84
51-52	142.47	162.13	187.13	206.79	252.80	264.60	290.28	370.46
53-54	155.81	170.08	200.48	214.74	266.15	272.55	310.04	390.21
55-56	170.08	178.80	214.74	223.46	281.76	268.12	331.24	402.78
57-58	184.34	187.52	229.00	232.18	296.02	276.84	352.77	424.32
59-60	216.57	203.56	261.23	248.22	317.07	292.89	392.67	460.70
61-64	259.50	225.48	304.16	270.15	348.82	314.81	455.78	520.30

## \$7,500 Deductible

Age	Single Male	Single Female	Male +Child	Female +Child	Male +Children	Female +Children	Couple	Couple +Child(ren)
0-1	84.16	84.16	125.25	125.25	166.33	166.33	168.28	227.10
2-18	37.41	37.41	78.49	78.49	119.58	119.58	74.81	133.62
19-23	44.32	54.78	85.40	95.86	126.49	136.95	98.12	156.94
24-28	51.68	65.24	92.76	106.32	140.72	155.61	114.70	185.26
29-32	55.71	81.06	96.79	122.15	150.51	176.62	130.52	213.80
33-35	62.98	93.12	104.06	134.20	157.78	188.67	148.43	231.70
36-38	72.37	102.51	113.46	143.60	175.60	200.59	166.82	258.83
39-41	79.64	108.10	120.73	149.18	185.04	209.77	180.83	273.01
42-44	86.96	113.73	128.04	154.81	192.35	215.40	193.86	286.04
45-46	101.67	129.59	142.75	170.68	205.60	224.79	215.62	301.07
47-48	111.46	139.70	152.55	180.78	215.40	234.90	234.67	320.12
49-50	121.26	143.82	162.34	184.90	223.99	238.53	250.50	330.10
51-52	131.05	149.14	172.14	190.22	232.55	243.41	267.03	340.78
53-54	143.33	156.45	184.42	197.53	244.82	250.72	285.20	358.95
55-56	156.45	164.47	197.53	205.56	259.18	246.64	304.70	370.52
57-58	169.57	172.49	210.65	213.58	272.30	254.66	324.51	390.33
59-60	199.22	187.25	240.30	228.34	291.67	269.42	361.21	423.79
61-64	238.71	207.42	279.79	248.50	320.88	289.59	419.27	478.61

## \$10,000 Deductible

Age	Single Male	Single Female	Male +Child	Female +Child	Male +Children	Female +Children	Couple	Couple +Child(ren)
0-1	75.09	75.09	111.74	111.74	148.39	148.39	150.13	202.60
2-18	33.37	33.37	70.03	70.03	106.68	106.68	66.74	119.21
19-23	39.54	48.87	76.19	85.53	112.85	122.18	87.54	140.01
24-28	46.10	58.20	82.76	94.86	125.54	138.82	102.33	165.28
29-32	49.70	72.32	86.36	108.97	134.28	157.57	116.45	190.74
33-35	56.19	83.07	92.84	119.73	140.76	168.32	132.42	206.72
36-38	64.57	91.46	101.22	128.11	156.66	178.96	148.83	230.91
39-41	71.05	96.44	107.71	133.09	165.08	187.14	161.32	243.57
42-44	77.58	101.46	114.23	138.11	171.60	192.16	172.95	255.19
45-46	90.70	115.61	127.36	152.27	183.43	200.55	192.36	268.60
47-48	99.44	124.63	136.10	161.28	192.16	209.56	209.36	285.60
49-50	108.18	128.31	144.84	164.96	199.84	212.80	223.48	294.49
51-52	116.92	133.05	153.57	169.71	207.47	217.15	238.23	304.02
53-54	127.87	139.58	164.53	176.23	218.42	223.68	254.44	320.23
55-56	139.58	146.73	176.23	183.39	231.23	220.04	271.84	330.55
57-58	151.28	153.89	187.93	190.54	242.93	227.20	289.51	348.23
59-60	177.73	167.06	214.39	203.71	260.21	240.36	322.25	378.08
61-64	212.96	185.05	249.62	221.70	286.27	258.35	374.05	426.99

## \$20,000 Deductible

Age	Single Male	Single Female	Male +Child	Female +Child	Male +Children	Female +Children	Couple	Couple +Child(ren)
0-1	64.83	64.83	96.48	96.48	128.13	128.13	129.63	174.93
2-18	28.81	28.81	60.46	60.46	92.11	92.11	57.63	102.93
19-23	34.14	42.20	65.79	73.84	97.44	105.49	75.59	120.89
24-28	39.81	50.25	71.46	81.90	108.39	119.87	88.35	142.71
29-32	42.91	62.44	74.56	94.09	115.94	136.05	100.54	164.69
33-35	48.51	71.73	80.16	103.38	121.54	145.33	114.33	178.48
36-38	55.75	78.97	87.40	110.61	135.26	154.52	128.50	199.38
39-41	61.35	83.27	93.00	114.92	142.53	161.58	139.29	210.30
42-44	66.98	87.60	98.63	119.25	148.17	165.92	149.33	220.34
45-46	78.32	99.83	109.96	131.47	158.38	173.16	166.09	231.91
47-48	85.86	107.61	117.51	139.26	165.92	180.94	180.77	246.59
49-50	93.41	110.78	125.05	142.43	172.54	183.74	192.96	254.27
51-52	100.95	114.88	132.60	146.53	179.13	187.50	205.69	262.50
53-54	110.41	120.51	142.06	152.16	188.59	193.13	219.69	276.50
55-56	120.51	126.69	152.16	158.34	199.65	189.99	234.71	285.41
57-58	130.62	132.87	162.27	164.52	209.76	196.17	249.97	300.67
59-60	153.46	144.24	185.11	175.89	224.68	207.54	278.24	326.45
61-64	183.88	159.78	215.53	191.42	247.17	223.07	322.96	368.68

\* For those not eligible for Medicare

Initial rates are based on the oldest adult as of the first day of the Quarter of application.



# SmartSense POS Plans - Standard New Business Rates

These rates are available for applicants enrolling July 1, 2010 through September 30, 2010

Area 2 - Counties of BAKER, BARROW, BEN HILL, CALHOUN, COLQUITT, COLUMBIA, COOK, COWETA, CRISP, DOUGHERTY, ELBERT, FAYETTE, FORSYTH, GREENE, HEARD, IRWIN, JACKSON, LEE, LINCOLN, MCDUFFIE, MITCHELL, MORGAN, OGLETHORPE, PAULDING, SUMTER, TERRELL, TIFT, TURNER, WORTH

## \$750 Deductible

Age	Single Male	Single Female	Male +Child	Female +Child	Male +Children	Female +Children	Couple	Couple +Child(ren)
0-1	238.94	238.94	355.59	355.59	472.23	472.23	477.76	644.73
2-18	106.20	106.20	222.84	222.84	339.48	339.48	212.39	379.37
19-23	125.83	155.52	242.47	272.16	359.11	388.80	278.58	445.55
24-28	146.71	185.22	263.35	301.86	399.50	441.78	325.64	525.95
29-32	158.16	230.14	274.80	346.78	427.31	501.42	370.56	606.99
33-35	178.80	264.36	295.44	381.00	447.94	535.64	421.39	657.82
36-38	205.47	291.04	322.12	407.68	498.52	569.49	473.61	734.83
39-41	226.11	306.89	342.75	423.53	525.32	595.54	513.37	775.09
42-44	246.87	322.87	363.51	439.51	546.09	611.52	550.36	812.08
45-46	288.65	367.92	405.29	484.56	583.71	638.19	612.15	854.74
47-48	316.45	396.60	433.09	513.25	611.52	666.88	666.25	908.84
49-50	344.26	408.31	460.90	524.95	635.93	677.20	711.17	937.15
51-52	372.07	423.41	488.71	540.05	660.21	691.04	758.10	967.48
53-54	406.92	444.17	523.56	560.81	695.06	711.80	809.69	1,019.07
55-56	444.17	466.94	560.81	583.58	735.83	700.22	865.06	1,051.91
57-58	481.41	489.72	598.05	606.36	773.08	723.00	921.30	1,108.15
59-60	565.59	531.62	682.23	648.26	828.06	764.90	1,025.48	1,203.15
61-64	677.70	588.87	794.34	705.51	910.98	822.15	1,190.32	1,358.80

## \$1,500 Deductible

Age	Single Male	Single Female	Male +Child	Female +Child	Male +Children	Female +Children	Couple	Couple +Child(ren)
0-1	161.94	161.94	240.99	240.99	320.04	320.04	323.80	436.96
2-18	71.97	71.97	151.03	151.03	230.08	230.08	143.95	257.11
19-23	85.28	105.40	164.33	184.45	243.38	263.51	188.80	301.96
24-28	99.43	125.53	178.48	204.58	270.75	299.41	220.70	356.46
29-32	107.19	155.97	186.24	235.02	289.60	339.83	251.14	411.38
33-35	121.18	179.17	200.23	258.22	303.59	363.02	285.59	445.83
36-38	139.26	197.25	218.31	276.30	337.87	385.96	320.98	498.02
39-41	153.24	207.99	232.29	287.04	356.03	403.61	347.93	525.30
42-44	167.31	218.82	246.36	297.87	370.10	414.45	373.00	550.38
45-46	195.62	249.35	274.68	328.40	395.60	432.52	414.87	579.28
47-48	214.47	268.79	293.52	347.84	414.45	451.97	451.54	615.95
49-50	233.32	276.72	312.37	355.77	430.99	458.96	481.98	635.14
51-52	252.16	286.96	331.21	366.01	447.45	468.34	513.79	655.69
53-54	275.79	301.03	354.84	380.08	471.07	482.41	548.76	690.66
55-56	301.03	316.46	380.08	395.51	498.70	474.57	586.28	712.91
57-58	326.27	331.90	405.32	410.95	523.94	490.00	624.40	751.03
59-60	383.32	360.29	462.37	439.35	561.21	518.40	695.01	815.42
61-64	459.30	399.10	538.35	478.15	617.40	557.20	806.72	920.90

## \$2,500 Deductible

Age	Single Male	Single Female	Male +Child	Female +Child	Male +Children	Female +Children	Couple	Couple +Child(ren)
0-1	129.79	129.79	193.15	193.15	256.51	256.51	259.52	350.22
2-18	57.69	57.69	121.04	121.04	184.40	184.40	115.37	206.07
19-23	68.35	84.48	131.71	147.84	195.07	211.20	151.32	242.02
24-28	79.69	100.61	143.05	163.97	217.01	239.97	176.89	285.70
29-32	85.91	125.01	149.27	188.37	232.11	272.37	201.29	329.71
33-35	97.12	143.60	160.48	206.96	243.32	290.96	228.90	357.32
36-38	111.61	158.09	174.97	221.45	270.80	309.34	257.26	399.15
39-41	122.82	166.70	186.18	230.06	285.35	323.49	278.86	421.02
42-44	134.10	175.38	197.46	238.74	296.63	332.17	298.95	441.12
45-46	156.79	199.85	220.15	263.21	317.07	346.66	332.51	464.29
47-48	171.90	215.43	235.25	278.79	332.17	362.25	361.90	493.68
49-50	187.00	221.79	250.36	285.15	345.43	367.85	386.30	509.06
51-52	202.11	229.99	265.46	293.35	358.62	375.37	411.80	525.53
53-54	221.04	241.27	284.40	304.63	377.56	386.65	439.82	553.55
55-56	241.27	253.64	304.63	317.00	399.70	380.36	469.89	571.39
57-58	261.50	266.01	324.86	329.37	419.93	392.73	500.45	601.94
59-60	307.23	288.77	370.58	352.13	449.80	415.49	557.04	653.55
61-64	368.12	319.87	431.48	383.23	494.84	446.59	646.57	738.09

## \$3,500 Deductible

Age	Single Male	Single Female	Male +Child	Female +Child	Male +Children	Female +Children	Couple	Couple +Child(ren)
0-1	105.22	105.22	156.59	156.59	207.95	207.95	210.39	283.92
2-18	46.77	46.77	98.13	98.13	149.50	149.50	93.53	167.06
19-23	55.41	68.49	106.78	119.85	158.14	171.22	122.68	196.21
24-28	64.61	81.56	115.97	132.93	175.93	194.55	143.40	231.61
29-32	69.65	101.35	121.02	152.71	188.17	220.81	163.18	267.30
33-35	78.74	116.42	130.10	167.78	197.26	235.88	185.57	289.68
36-38	90.48	128.16	141.85	179.53	219.53	250.79	208.56	323.60
39-41	99.57	135.15	150.94	186.51	231.34	262.26	226.07	341.33
42-44	108.71	142.18	160.08	193.55	240.48	269.29	242.36	357.62
45-46	127.11	162.02	178.48	213.38	257.05	281.04	269.57	376.40
47-48	139.36	174.65	190.72	226.02	269.29	293.67	293.40	400.23
49-50	151.60	179.81	202.97	231.17	280.04	298.22	313.18	412.69
51-52	163.85	186.46	215.21	237.82	290.74	304.31	333.85	426.05
53-54	179.20	195.60	230.56	246.96	306.09	313.46	356.56	448.77
55-56	195.60	205.63	246.96	256.99	324.04	308.36	380.94	463.23
57-58	212.00	215.66	263.36	267.02	340.44	318.39	405.71	488.00
59-60	249.07	234.11	300.43	285.47	364.65	336.84	451.59	529.83
61-64	298.44	259.32	349.80	310.68	401.17	362.05	524.18	598.37

\* For those not eligible for Medicare

Initial rates are based on the oldest adult as of the first day of the Quarter of application.



# SmartSense POS Plans - Standard New Business Rates

These rates are available for applicants enrolling July 1, 2010 through September 30, 2010

Area 2 - Counties of BAKER, BARROW, BEN HILL, CALHOUN, COLQUITT, COLUMBIA, COOK, COWETA, CRISP, DOUGHERTY, ELBERT, FAYETTE, FORSYTH, GREENE, HEARD, IRWIN, JACKSON, LEE, LINCOLN, MCDUFFIE, MITCHELL, MORGAN, OGLETHORPE, PAULDING, SUMTER, TERRELL, TIFT, TURNER, WORTH

## \$5,000 Deductible

Age	Single Male	Single Female	Male +Child	Female +Child	Male +Children	Female +Children	Couple	Couple +Child(ren)
0-1	95.08	95.08	141.49	141.49	187.91	187.91	190.11	256.55
2-18	42.26	42.26	88.67	88.67	135.09	135.09	84.52	150.96
19-23	50.07	61.88	96.48	108.30	142.90	154.71	110.85	177.29
24-28	58.38	73.70	104.79	120.11	158.97	175.79	129.58	209.29
29-32	62.94	91.58	109.35	137.99	170.03	199.52	147.45	241.53
33-35	71.15	105.19	117.56	151.61	178.24	213.14	167.68	261.76
36-38	81.76	115.81	128.18	162.22	198.37	226.61	188.46	292.40
39-41	89.97	122.12	136.39	168.53	209.04	236.97	204.28	308.42
42-44	98.23	128.48	144.65	174.89	217.30	243.33	219.00	323.14
45-46	114.86	146.40	161.27	192.81	232.27	253.95	243.58	340.12
47-48	125.92	157.82	172.34	204.23	243.33	265.36	265.11	361.65
49-50	136.99	162.47	183.40	208.89	253.05	269.47	282.99	372.91
51-52	148.05	168.48	194.47	214.89	262.71	274.98	301.66	384.98
53-54	161.92	176.74	208.34	223.16	276.58	283.24	322.19	405.51
55-56	176.74	185.80	223.16	232.22	292.80	278.63	344.22	418.57
57-58	191.56	194.87	237.98	241.28	307.62	287.69	366.60	440.95
59-60	225.06	211.54	271.47	257.95	329.50	304.37	408.06	478.76
61-64	269.67	234.32	316.08	280.73	362.50	327.15	473.65	540.69

## \$7,500 Deductible

Age	Single Male	Single Female	Male +Child	Female +Child	Male +Children	Female +Children	Couple	Couple +Child(ren)
0-1	87.46	87.46	130.16	130.16	172.85	172.85	174.88	236.00
2-18	38.87	38.87	81.57	81.57	124.26	124.26	77.74	138.86
19-23	46.06	56.93	88.75	99.62	131.45	142.32	101.97	163.09
24-28	53.70	67.80	96.40	110.49	146.23	161.71	119.20	192.52
29-32	57.89	84.24	100.59	126.93	156.41	183.54	135.64	222.18
33-35	65.45	96.77	108.14	139.46	163.96	196.07	154.25	240.79
36-38	75.21	106.53	117.91	149.23	182.48	208.46	173.36	268.97
39-41	82.77	112.33	125.46	155.03	192.29	217.99	187.91	283.71
42-44	90.36	118.18	133.06	160.88	199.89	223.84	201.45	297.25
45-46	105.66	134.67	148.35	177.37	213.66	233.60	224.07	312.87
47-48	115.83	145.17	158.53	187.87	223.84	244.10	243.87	332.67
49-50	126.01	149.46	168.71	192.15	232.77	247.88	260.32	343.04
51-52	136.19	154.98	178.89	197.68	241.66	252.95	277.50	354.13
53-54	148.95	162.58	191.64	205.28	254.42	260.55	296.38	373.02
55-56	162.58	170.92	205.28	213.61	269.34	256.31	316.64	385.04
57-58	176.22	179.26	218.91	221.95	282.98	264.65	337.23	405.63
59-60	207.03	194.59	249.72	237.29	303.10	279.98	375.37	440.40
61-64	248.06	215.55	290.76	258.24	333.46	300.94	435.70	497.37

## \$10,000 Deductible

Age	Single Male	Single Female	Male +Child	Female +Child	Male +Children	Female +Children	Couple	Couple +Child(ren)
0-1	78.03	78.03	116.12	116.12	154.21	154.21	156.02	210.54
2-18	34.68	34.68	72.77	72.77	110.86	110.86	69.36	123.89
19-23	41.09	50.79	79.18	88.88	117.27	126.97	90.97	145.50
24-28	47.91	60.48	86.00	98.57	130.46	144.27	106.34	171.76
29-32	51.65	75.15	89.74	113.24	139.54	163.74	121.01	198.22
33-35	58.39	86.33	96.48	124.42	146.28	174.92	137.61	214.82
36-38	67.10	95.04	105.19	133.13	162.80	185.97	154.66	239.97
39-41	73.84	100.22	111.93	138.31	171.55	194.48	167.65	253.11
42-44	80.62	105.44	118.71	143.53	178.33	199.70	179.73	265.19
45-46	94.26	120.15	132.35	158.24	190.62	208.41	199.90	279.12
47-48	103.34	129.52	141.43	167.61	199.70	217.78	217.57	296.79
49-50	112.42	133.34	150.51	171.43	207.67	221.15	232.24	306.04
51-52	121.50	138.27	159.59	176.36	215.60	225.67	247.57	315.94
53-54	132.88	145.05	170.98	183.14	226.98	232.45	264.41	332.79
55-56	145.05	152.48	183.14	190.58	240.29	228.67	282.49	343.51
57-58	157.21	159.92	195.30	198.01	252.46	236.10	300.86	361.88
59-60	184.70	173.61	222.79	211.70	270.41	249.79	334.88	392.90
61-64	221.31	192.30	259.40	230.39	297.49	268.48	388.71	443.73

## \$20,000 Deductible

Age	Single Male	Single Female	Male +Child	Female +Child	Male +Children	Female +Children	Couple	Couple +Child(ren)
0-1	67.37	67.37	100.26	100.26	133.15	133.15	134.71	181.79
2-18	29.94	29.94	62.83	62.83	95.72	95.72	59.89	106.97
19-23	35.48	43.85	68.37	76.74	101.26	109.63	78.55	125.63
24-28	41.37	52.22	74.26	85.11	112.64	124.56	91.82	148.30
29-32	44.60	64.89	77.48	97.78	120.48	141.38	104.48	171.15
33-35	50.41	74.54	83.30	107.43	126.30	151.03	118.82	185.48
36-38	57.94	82.06	90.82	114.95	140.56	160.57	133.54	207.19
39-41	63.75	86.53	96.64	119.42	148.12	167.92	144.75	218.55
42-44	69.61	91.04	102.50	123.93	153.98	172.42	155.18	228.98
45-46	81.39	103.74	114.28	136.63	164.58	179.95	172.60	241.00
47-48	89.23	111.83	122.12	144.72	172.42	188.03	187.86	256.26
49-50	97.07	115.13	129.96	148.02	179.31	190.94	200.52	264.24
51-52	104.91	119.38	137.80	152.27	186.15	194.85	213.76	272.79
53-54	114.74	125.24	147.63	158.13	195.98	200.70	228.30	287.34
55-56	125.24	131.66	158.13	164.55	207.48	197.44	243.91	296.60
57-58	135.74	138.08	168.63	170.97	217.98	203.86	259.77	312.46
59-60	159.47	149.90	192.36	182.78	233.48	215.67	289.15	339.24
61-64	191.09	166.04	223.97	198.93	256.86	231.82	335.62	383.13

\* For those not eligible for Medicare

Initial [redacted] the oldest adult as of the first day of the Quarter of application.



# SmartSense POS Plans - Standard New Business Rates

These rates are available for applicants enrolling July 1, 2010 through September 30, 2010

**Area 3 - Counties of BANKS, BARTOW, BIBB, BRYAN, BULLOCH, CANDLER, CARROLL, CHATHAM, CHEROKEE, DAWSON, EFFINGHAM, EVANS, FLOYD, GORDON, HALL, HARALSON, JONES, LUMPKIN, MONROE, MURRAY, PICKENS, POLK, SCREVEN, TOOMBS, UNION, WHITE, WHITFIELD**

## \$750 Deductible

Age	Single		Male		Female		Couple	
	Male	Female	+Child	+Child	+Children	+Children	Couple	+Child(ren)
0-1	254.90	254.90	379.33	379.33	503.76	503.76	509.67	687.79
2-18	113.29	113.29	237.72	237.72	362.15	362.15	226.58	404.70
19-23	134.23	165.91	258.66	290.34	383.09	414.77	297.18	475.31
24-28	156.51	197.59	280.94	322.02	426.18	471.28	347.39	561.08
29-32	168.73	245.51	293.16	369.94	455.84	534.90	395.31	647.52
33-35	190.74	282.02	315.17	406.45	477.86	571.41	449.53	701.75
36-38	219.20	310.47	343.63	434.90	531.82	607.52	505.24	783.90
39-41	241.21	327.39	365.64	451.82	560.41	635.31	547.66	826.85
42-44	263.36	344.43	387.79	468.86	582.56	652.35	587.12	866.32
45-46	307.92	392.49	432.35	516.92	622.69	680.81	653.03	911.82
47-48	337.59	423.09	462.02	547.52	652.35	711.42	710.74	969.54
49-50	367.25	435.57	491.68	560.00	678.39	722.42	758.66	999.74
51-52	396.92	451.68	521.35	576.11	704.30	737.19	808.73	1,032.09
53-54	434.10	473.83	558.53	598.26	741.48	759.34	863.77	1,087.12
55-56	473.83	498.12	598.26	622.56	784.97	746.99	922.83	1,122.16
57-58	513.56	522.42	637.99	646.85	824.70	771.28	982.83	1,182.16
59-60	603.36	567.12	727.79	691.55	883.36	815.98	1,093.97	1,283.50
61-64	722.96	628.19	847.39	752.62	971.82	877.05	1,269.81	1,449.54

## \$1,500 Deductible

Age	Single		Male		Female		Couple	
	Male	Female	+Child	+Child	+Children	+Children	Couple	+Child(ren)
0-1	172.76	172.76	257.09	257.09	341.42	341.42	345.42	466.14
2-18	76.78	76.78	161.11	161.11	245.44	245.44	153.56	274.28
19-23	90.97	112.44	175.30	196.77	259.63	281.10	201.41	322.13
24-28	106.07	133.91	190.40	218.24	288.84	319.40	235.43	380.26
29-32	114.35	166.39	198.68	250.72	308.94	362.52	267.91	438.85
33-35	129.27	191.13	213.60	275.46	323.86	387.27	304.66	475.60
36-38	148.56	210.42	232.89	294.75	360.43	411.74	342.42	531.27
39-41	163.48	221.88	247.81	306.21	379.81	430.57	371.16	560.39
42-44	178.49	233.43	262.82	317.76	394.82	442.12	397.91	587.13
45-46	208.69	266.00	293.02	350.33	422.02	461.41	442.58	617.97
47-48	228.79	286.74	313.12	371.07	442.12	482.15	481.70	657.09
49-50	248.90	295.20	333.23	379.53	459.77	489.61	514.17	677.56
51-52	269.00	306.12	353.33	390.45	477.33	499.62	548.10	699.48
53-54	294.20	321.13	378.53	405.46	502.53	514.63	585.40	736.78
55-56	321.13	337.60	405.46	421.93	532.00	506.26	625.43	760.52
57-58	348.06	354.06	432.39	438.39	558.93	522.72	666.09	801.19
59-60	408.92	384.36	493.25	468.69	598.68	553.02	741.42	869.87
61-64	489.97	425.75	574.30	510.08	658.64	594.41	860.59	982.40

## \$2,500 Deductible

Age	Single		Male		Female		Couple	
	Male	Female	+Child	+Child	+Children	+Children	Couple	+Child(ren)
0-1	138.46	138.46	206.05	206.05	273.64	273.64	276.85	373.60
2-18	61.54	61.54	129.13	129.13	196.72	196.72	123.08	219.83
19-23	72.91	90.12	140.50	157.71	208.09	225.30	161.43	258.18
24-28	85.02	107.33	152.61	174.92	231.50	256.00	188.70	304.77
29-32	91.65	133.36	159.24	200.95	247.61	290.56	214.73	351.73
33-35	103.61	153.19	171.20	220.78	259.57	310.39	244.18	381.19
36-38	119.07	168.65	186.66	236.24	288.88	330.00	274.44	425.81
39-41	131.02	177.83	198.61	245.42	304.41	345.10	297.48	449.14
42-44	143.05	187.09	210.64	254.68	316.44	354.36	318.92	470.58
45-46	167.26	213.20	234.85	280.79	338.24	369.81	354.72	495.30
47-48	183.38	229.82	250.97	297.41	354.36	386.44	386.07	526.65
49-50	199.49	236.60	267.08	304.19	368.50	392.42	412.10	543.05
51-52	215.60	245.35	283.19	312.94	382.57	400.44	439.30	560.63
53-54	235.80	257.38	303.39	324.97	402.77	412.47	469.19	590.52
55-56	257.38	270.58	324.97	338.17	426.39	405.76	501.27	609.55
57-58	278.96	283.78	346.55	351.37	447.98	418.96	533.87	642.14
59-60	327.74	308.06	395.33	375.65	479.84	443.24	594.24	697.19
61-64	392.71	341.23	460.30	408.82	527.89	476.41	689.75	787.38

## \$3,500 Deductible

Age	Single		Male		Female		Couple	
	Male	Female	+Child	+Child	+Children	+Children	Couple	+Child(ren)
0-1	112.25	112.25	167.05	167.05	221.84	221.84	224.44	302.88
2-18	49.89	49.89	104.68	104.68	159.48	159.48	99.78	178.22
19-23	59.11	73.06	113.91	127.86	168.70	182.65	130.87	209.31
24-28	68.92	87.01	123.72	141.81	187.68	207.54	152.98	247.08
29-32	74.30	108.11	129.10	162.91	200.74	235.56	174.08	285.15
33-35	84.00	124.19	138.79	178.99	210.43	251.63	197.96	309.03
36-38	96.53	136.72	151.32	191.52	234.20	267.53	222.49	345.21
39-41	106.22	144.17	161.02	198.97	246.79	279.77	241.17	364.12
42-44	115.97	151.68	170.77	206.47	256.54	287.28	258.55	381.50
45-46	135.60	172.84	190.40	227.63	274.21	299.81	287.57	401.54
47-48	148.66	186.32	203.46	241.11	287.28	313.29	312.99	426.96
49-50	161.73	191.81	216.52	246.61	298.74	318.13	334.09	440.26
51-52	174.79	198.91	229.59	253.70	310.15	324.64	356.14	454.50
53-54	191.16	208.66	245.96	263.46	326.53	334.39	380.38	478.74
55-56	208.66	219.36	263.46	274.15	345.68	328.95	406.39	494.16
57-58	226.16	230.06	280.95	284.85	363.18	339.65	432.81	520.59
59-60	265.70	249.74	320.50	304.54	389.01	359.33	481.75	565.22
61-64	318.37	276.64	373.16	331.43	427.96	386.23	559.19	638.33

\* For those not eligible for Medicare

Initial [redacted] the oldest adult as of the first day of the Quarter of application.



# SmartSense POS Plans - Standard New Business Rates

These rates are available for applicants enrolling July 1, 2010 through September 30, 2010

**Area 3 - Counties of BANKS, BARTOW, BIBB, BRYAN, BULLOCH, CANDLER, CARROLL, CHATHAM, CHEROKEE, DAWSON, EFFINGHAM, EVANS, FLOYD, GORDON, HALL, HARALSON, JONES, LUMPKIN, MONROE, MURRAY, PICKENS, POLK, SCREVEN, TOOMBS, UNION, WHITE, WHITFIELD**

## \$5,000 Deductible

Age	Single		Male		Female		Couple	
	Male	Female	+Child	+Child	+Children	+Children	Couple	+Child(ren)
0-1	101.43	101.43	150.94	150.94	200.46	200.46	202.81	273.68
2-18	45.08	45.08	94.59	94.59	144.11	144.11	90.16	161.04
19-23	53.41	66.02	102.93	115.53	152.44	165.04	118.25	189.13
24-28	62.28	78.62	111.79	128.14	169.58	187.53	138.23	223.26
29-32	67.14	97.69	116.65	147.20	181.39	212.85	157.30	257.66
33-35	75.90	112.22	125.41	161.73	190.15	227.38	178.88	279.24
36-38	87.22	123.54	136.74	173.06	211.62	241.74	201.04	311.93
39-41	95.98	130.27	145.50	179.79	223.00	252.80	217.92	329.02
42-44	104.80	137.06	154.31	186.57	231.81	259.58	233.63	344.72
45-46	122.53	156.18	172.04	205.69	247.78	270.91	259.85	362.83
47-48	134.33	168.36	183.85	217.87	259.58	283.09	282.82	385.80
49-50	146.14	173.32	195.65	222.84	269.95	287.47	301.89	397.82
51-52	157.94	179.73	207.45	229.25	280.25	293.34	321.81	410.69
53-54	172.74	188.55	222.25	238.06	295.05	302.15	343.71	432.59
55-56	188.55	198.21	238.06	247.73	312.36	297.24	367.21	446.53
57-58	204.36	207.88	253.87	257.39	328.17	306.91	391.09	470.40
59-60	240.09	225.67	289.60	275.18	351.51	324.69	435.31	510.73
61-64	287.68	249.97	337.19	299.48	386.71	349.00	505.28	576.80

## \$7,500 Deductible

Age	Single		Male		Female		Couple	
	Male	Female	+Child	+Child	+Children	+Children	Couple	+Child(ren)
0-1	93.30	93.30	138.85	138.85	184.40	184.40	186.56	251.76
2-18	41.47	41.47	87.01	87.01	132.56	132.56	82.94	148.14
19-23	49.13	60.73	94.68	106.28	140.23	151.82	108.78	173.98
24-28	57.29	72.32	102.84	117.87	156.00	172.51	127.16	205.38
29-32	61.76	89.86	107.31	135.41	166.86	195.80	144.70	237.02
33-35	69.82	103.23	115.36	148.78	174.91	209.16	164.55	256.87
36-38	80.23	113.64	125.78	159.19	194.67	222.38	184.94	286.94
39-41	88.29	119.84	133.84	165.38	205.13	232.55	200.46	302.66
42-44	96.40	126.08	141.95	171.62	213.24	238.79	214.91	317.11
45-46	112.71	143.67	158.26	189.21	227.93	249.20	239.03	333.76
47-48	123.57	154.87	169.12	200.41	238.79	260.41	260.16	354.89
49-50	134.43	159.44	179.97	204.98	248.32	264.43	277.70	365.94
51-52	145.29	165.33	190.83	210.88	257.80	269.84	296.03	377.78
53-54	158.90	173.44	204.44	218.99	271.41	277.95	316.17	397.93
55-56	173.44	182.33	218.99	227.88	287.33	273.43	337.79	410.75
57-58	187.98	191.23	233.53	236.77	301.87	282.32	359.75	432.72
59-60	220.85	207.59	266.40	253.13	323.35	298.68	400.44	469.81
61-64	264.63	229.94	310.18	275.49	355.72	321.04	464.80	530.59


## \$10,000 Deductible

Age	Single		Male		Female		Couple	
	Male	Female	+Child	+Child	+Children	+Children	Couple	+Child(ren)
0-1	83.24	83.24	123.88	123.88	164.51	164.51	166.44	224.61
2-18	37.00	37.00	77.63	77.63	118.26	118.26	73.99	132.16
19-23	43.83	54.18	84.47	94.81	125.10	135.45	97.05	155.22
24-28	51.11	64.52	91.74	105.16	139.17	153.90	113.44	183.23
29-32	55.10	80.17	95.73	120.81	148.86	174.68	129.09	211.46
33-35	62.29	92.10	102.92	132.73	156.05	186.60	146.80	229.16
36-38	71.58	101.39	112.22	142.02	173.67	198.39	164.99	255.99
39-41	78.77	106.91	119.40	147.55	183.01	207.47	178.84	270.02
42-44	86.00	112.48	126.64	153.11	190.24	213.03	191.73	282.90
45-46	100.56	128.17	141.19	168.80	203.35	222.33	213.25	297.76
47-48	110.24	138.16	150.88	178.80	213.03	232.32	232.10	316.61
49-50	119.93	142.24	160.56	182.88	221.54	235.91	247.75	326.48
51-52	129.62	147.50	170.25	188.14	230.00	240.74	264.10	337.04
53-54	141.76	154.73	182.39	195.37	242.14	247.97	282.07	355.01
55-56	154.73	162.67	195.37	203.30	256.34	243.94	301.36	366.45
57-58	167.71	170.60	208.34	211.24	269.32	251.87	320.95	386.05
59-60	197.03	185.20	237.67	225.83	288.47	266.47	357.25	419.14
61-64	236.09	205.14	276.72	245.78	317.36	286.41	414.67	473.36

## \$20,000 Deductible

Age	Single		Male		Female		Couple	
	Male	Female	+Child	+Child	+Children	+Children	Couple	+Child(ren)
0-1	71.87	71.87	106.96	106.96	142.04	142.04	143.71	193.93
2-18	31.94	31.94	67.03	67.03	102.11	102.11	63.89	114.11
19-23	37.85	46.78	72.93	81.86	108.02	116.95	83.79	134.02
24-28	44.13	55.71	79.22	90.80	120.17	132.88	97.95	158.20
29-32	47.57	69.22	82.66	104.31	128.53	150.82	111.46	182.58
33-35	53.78	79.52	88.87	114.60	134.74	161.12	126.75	197.87
36-38	61.81	87.54	96.89	122.63	149.95	171.30	142.46	221.03
39-41	68.01	92.31	103.10	127.40	158.01	179.13	154.42	233.14
42-44	74.26	97.12	109.34	132.20	164.26	183.94	165.55	244.27
45-46	86.82	110.67	121.91	145.75	175.58	191.96	184.13	257.10
47-48	95.19	119.30	130.27	154.38	183.94	200.59	200.40	273.37
49-50	103.55	122.82	138.64	157.90	191.28	203.70	213.91	281.89
51-52	111.92	127.36	147.00	162.44	198.59	207.86	228.03	291.01
53-54	122.40	133.60	157.48	168.69	209.07	214.10	243.55	306.53
55-56	133.60	140.45	168.69	175.54	221.33	210.62	260.20	316.41
57-58	144.80	147.30	179.89	182.39	232.54	217.47	277.12	333.32
59-60	170.12	159.91	205.21	194.99	249.08	230.08	308.46	361.90
61-64	203.85	177.13	238.93	212.21	274.02	247.30	358.04	408.72

\* For those not eligible for Medicare

Initial  the oldest adult as of the first day of the Quarter of application.



# SmartSense POS Plans - Standard New Business Rates

These rates are available for applicants enrolling July 1, 2010 through September 30, 2010

**Area 4 - Counties of BALDWIN, BLECKLEY, CATOOSA, CHATTAHOOCHEE, CHATTOOGA, CLARKE, CRAWFORD, DADE, DODGE, DOOLY, FANNIN, FRANKLIN, GILMER, HABERSHAM, HARRIS, HART, HOUSTON, JASPER, JOHNSON, LAURENS, MACON, MADISON, MARION, MONTGOMERY, MUSCOGEE, OCONEE, PEACH, PULASKI, PUTNAM, RABUN, SCHLEY, STEPHENS, STEWART, TALBOT, TAYLOR, TELFAIR, TOWNS, TREUTLEN, TWIGGS, UPSON, WALKER, WEBSTER, WHEELER, WILCOX, WILKINSON**

## \$750 Deductible

Age	Single Male	Single Female	Male +Child	Female +Child	Male +Children	Female +Children	Couple	Couple +Child(ren)
0-1	212.43	212.43	316.13	316.13	419.83	419.83	424.75	573.20
2-18	94.41	94.41	198.11	198.11	301.81	301.81	188.83	337.28
19-23	111.87	138.27	215.57	241.97	319.27	345.67	247.67	396.12
24-28	130.44	164.67	234.14	268.37	355.17	392.76	289.51	467.60
29-32	140.62	204.60	244.31	308.30	379.90	445.79	329.44	539.64
33-35	158.96	235.03	262.66	338.73	398.24	476.21	374.64	584.83
36-38	182.68	258.75	286.38	362.45	443.21	506.30	421.06	653.30
39-41	201.02	272.84	304.72	376.54	467.04	529.46	456.41	689.09
42-44	219.48	287.05	323.18	390.75	485.50	543.67	489.30	721.98
45-46	256.62	327.10	360.32	430.80	518.95	567.38	544.23	759.90
47-48	281.34	352.60	385.04	456.30	543.67	592.89	592.33	808.01
49-50	306.06	363.00	409.76	466.70	565.37	602.06	632.27	833.18
51-52	330.79	376.43	434.49	480.13	586.96	614.37	673.99	860.14
53-54	361.77	394.89	465.47	498.59	617.95	632.82	719.86	906.00
55-56	394.89	415.13	498.59	518.83	654.19	622.53	769.08	935.20
57-58	428.00	435.38	531.70	539.08	687.30	642.78	819.08	985.20
59-60	502.84	472.63	606.54	576.33	736.19	680.03	911.71	1,069.66
61-64	602.51	523.53	706.21	627.23	809.91	730.93	1,058.25	1,208.04

## \$1,500 Deductible

Age	Single Male	Single Female	Male +Child	Female +Child	Male +Children	Female +Children	Couple	Couple +Child(ren)
0-1	143.97	143.97	214.25	214.25	284.53	284.53	287.87	388.48
2-18	63.99	63.99	134.27	134.27	204.55	204.55	127.98	228.58
19-23	75.82	93.71	146.10	163.99	216.38	234.27	167.85	268.46
24-28	88.40	111.60	158.68	181.88	240.71	266.19	196.21	316.91
29-32	95.30	138.67	165.58	208.95	257.47	302.12	223.28	365.73
33-35	107.73	159.29	178.01	229.57	269.90	322.75	253.91	396.36
36-38	123.81	175.36	194.09	245.64	300.38	343.14	285.37	442.76
39-41	136.24	184.91	206.52	255.19	316.53	358.83	309.33	467.02
42-44	148.75	194.54	219.03	264.82	329.04	368.46	331.62	489.31
45-46	173.92	221.68	244.20	291.96	351.71	384.53	368.84	515.01
47-48	190.68	238.97	260.96	309.25	368.46	401.82	401.44	547.61
49-50	207.43	246.02	277.71	316.30	383.17	408.04	428.51	564.67
51-52	224.19	255.12	294.47	325.40	397.80	416.38	456.79	582.94
53-54	245.19	267.63	315.47	337.91	418.80	428.89	487.87	614.03
55-56	267.63	281.35	337.91	351.63	443.37	421.91	521.23	633.82
57-58	290.07	295.07	360.35	365.35	465.81	435.63	555.12	667.70
59-60	340.79	320.32	411.07	390.60	498.94	460.88	617.89	724.95
61-64	408.34	354.82	478.62	425.10	548.90	495.38	717.21	818.73


## \$2,500 Deductible

Age	Single Male	Single Female	Male +Child	Female +Child	Male +Children	Female +Children	Couple	Couple +Child(ren)
0-1	115.39	115.39	171.72	171.72	228.05	228.05	230.72	311.36
2-18	51.29	51.29	107.61	107.61	163.94	163.94	102.57	183.21
19-23	60.76	75.11	117.09	131.43	173.42	187.76	134.53	215.17
24-28	70.85	89.45	127.18	145.78	192.93	213.35	157.26	254.00
29-32	76.38	111.14	132.71	167.47	206.36	242.15	178.95	293.13
33-35	86.35	127.67	142.68	184.00	216.32	258.68	203.50	317.68
36-38	99.23	140.55	155.56	196.88	240.75	275.02	228.72	354.87
39-41	109.19	148.21	165.52	204.53	253.69	287.60	247.92	374.31
42-44	119.22	155.92	175.55	212.25	263.72	295.32	265.79	392.18
45-46	139.39	177.68	195.72	234.01	281.89	308.20	295.62	412.78
47-48	152.82	191.53	209.15	247.86	295.32	322.05	321.75	438.90
49-50	166.25	197.18	222.58	253.51	307.11	327.04	343.44	452.58
51-52	179.68	204.47	236.01	260.80	318.83	333.72	366.11	467.22
53-54	196.51	214.50	252.84	270.83	335.67	343.75	391.02	492.13
55-56	214.50	225.50	270.83	281.83	355.35	338.16	417.76	507.99
57-58	232.49	236.50	288.82	292.83	373.34	349.16	444.92	535.16
59-60	273.14	256.73	329.47	313.06	399.89	369.39	495.23	581.03
61-64	327.28	284.38	383.61	340.71	439.94	397.04	574.84	656.20

## \$3,500 Deductible

Age	Single Male	Single Female	Male +Child	Female +Child	Male +Children	Female +Children	Couple	Couple +Child(ren)
0-1	93.55	93.55	139.22	139.22	184.88	184.88	187.05	252.42
2-18	41.58	41.58	87.24	87.24	132.91	132.91	83.15	148.53
19-23	49.26	60.89	94.93	106.55	140.59	152.22	109.07	174.44
24-28	57.44	72.51	103.11	118.18	156.41	172.96	127.49	205.92
29-32	61.92	90.10	107.59	135.77	167.29	196.31	145.08	237.64
33-35	70.00	103.50	115.67	149.17	175.37	209.71	164.98	257.54
36-38	80.45	113.94	126.11	159.61	195.18	222.96	185.42	287.69
39-41	88.52	120.15	134.19	165.82	205.67	233.16	200.99	303.46
42-44	96.65	126.41	142.32	172.07	213.80	239.42	215.47	317.94
45-46	113.01	144.04	158.67	189.71	228.53	249.86	239.66	334.64
47-48	123.89	155.27	169.56	200.94	239.42	261.09	260.84	355.82
49-50	134.78	159.86	180.45	205.52	248.97	265.13	278.43	366.91
51-52	145.67	165.77	191.33	211.43	258.48	270.55	296.81	378.78
53-54	159.31	173.90	204.98	219.56	272.13	278.68	317.00	398.98
55-56	173.90	182.81	219.56	228.48	288.09	274.14	338.68	411.83
57-58	188.48	191.73	234.14	237.40	302.67	283.06	360.70	433.85
59-60	221.43	208.13	267.10	253.80	324.20	299.47	401.49	471.05
61-64	265.33	230.55	310.99	276.21	356.66	321.88	466.02	531.98

\* For those not eligible for Medicare

Initial  the oldest adult as of the first day of the Quarter of application.



# SmartSense POS Plans - Standard New Business Rates

These rates are available for applicants enrolling July 1, 2010 through September 30, 2010

**Area 4 - Counties of BALDWIN, BLECKLEY, CATOOSA, CHATTAHOOCHEE, CHATTOOGA, CLARKE, CRAWFORD, DADE, DODGE, DOOLY, FANNIN, FRANKLIN, GILMER, HABERSHAM, HARRIS, HART, HOUSTON, JASPER, JOHNSON, LAURENS, MACON, MADISON, MARION, MONTGOMERY, MUSCOGEE, OCONEE, PEACH, PULASKI, PUTNAM, RABUN, SCHLEY, STEPHENS, STEWART, TALBOT, TAYLOR, TELFAIR, TOWNS, TREUTLEN, TWIGGS, UPSON, WALKER, WEBSTER, WHEELER, WILCOX, WILKINSON**

## \$5,000 Deductible

Age	Single Male	Single Female	Male +Child	Female +Child	Male +Children	Female +Children	Couple	Couple +Child(ren)
0-1	84.53	84.53	125.80	125.80	167.06	167.06	169.02	228.09
2-18	37.57	37.57	78.83	78.83	120.10	120.10	75.14	134.21
19-23	44.51	55.02	85.78	96.28	127.04	137.55	98.55	157.62
24-28	51.90	65.52	93.17	106.79	141.33	156.29	115.20	186.07
29-32	55.95	81.42	97.22	122.68	151.17	177.39	131.09	214.73
33-35	63.25	93.52	104.52	134.79	158.47	189.49	149.08	232.72
36-38	72.69	102.96	113.95	144.22	176.36	201.47	167.55	259.96
39-41	79.99	108.57	121.25	149.83	185.84	210.68	181.62	274.20
42-44	87.34	114.22	128.60	155.49	193.19	216.34	194.70	287.29
45-46	102.11	130.16	143.38	171.42	206.50	225.77	216.56	302.38
47-48	111.95	140.31	153.22	181.57	216.34	235.92	235.70	321.52
49-50	121.79	144.45	163.05	185.71	224.97	239.57	251.59	331.54
51-52	131.63	149.79	172.89	191.05	233.56	244.47	268.19	342.26
53-54	143.96	157.13	185.22	198.40	245.89	251.81	286.44	360.51
55-56	157.13	165.19	198.40	206.45	260.31	247.72	306.03	372.13
57-58	170.31	173.25	211.57	214.51	273.49	255.77	325.93	392.03
59-60	200.09	188.07	241.35	229.33	292.94	270.60	362.79	425.64
61-64	239.75	208.32	281.01	249.59	322.28	290.85	421.10	480.70

## \$7,500 Deductible

Age	Single Male	Single Female	Male +Child	Female +Child	Male +Children	Female +Children	Couple	Couple +Child(ren)
0-1	77.76	77.76	115.72	115.72	153.68	153.68	155.48	209.81
2-18	34.56	34.56	72.52	72.52	110.48	110.48	69.12	123.46
19-23	40.95	50.61	78.91	88.57	116.86	126.53	90.66	144.99
24-28	47.74	60.27	85.70	98.23	130.01	143.77	105.97	171.16
29-32	51.47	74.89	89.43	112.85	139.06	163.17	120.59	197.53
33-35	58.19	86.03	96.14	123.99	145.77	174.31	137.13	214.07
36-38	66.87	94.71	104.82	132.67	162.23	185.33	154.13	239.13
39-41	73.58	99.87	111.54	137.83	170.95	193.80	167.06	252.24
42-44	80.34	105.07	118.30	143.03	177.71	199.00	179.10	264.27
45-46	93.93	119.73	131.89	157.69	189.95	207.68	199.21	278.15
47-48	102.98	129.07	140.94	167.02	199.00	217.02	216.82	295.76
49-50	112.03	132.87	149.99	170.83	206.95	220.38	231.43	304.98
51-52	121.08	137.79	159.04	175.75	214.85	224.88	246.71	314.84
53-54	132.42	144.54	170.38	182.50	226.19	231.64	263.50	331.63
55-56	144.54	151.96	182.50	189.91	239.46	227.87	281.51	342.32
57-58	156.66	159.37	194.62	197.32	251.58	235.28	299.82	360.62
59-60	184.06	173.00	222.02	210.96	269.47	248.92	333.72	391.54
61-64	220.54	191.63	258.50	229.59	296.46	267.55	387.36	442.19


## \$10,000 Deductible

Age	Single Male	Single Female	Male +Child	Female +Child	Male +Children	Female +Children	Couple	Couple +Child(ren)
0-1	69.37	69.37	103.24	103.24	137.10	137.10	138.71	187.18
2-18	30.83	30.83	64.70	64.70	98.56	98.56	61.66	110.14
19-23	36.53	45.15	70.40	79.02	104.26	112.88	80.88	129.36
24-28	42.60	53.77	76.46	87.64	115.99	128.26	94.54	152.70
29-32	45.92	66.82	79.78	100.68	124.06	145.58	107.58	176.23
33-35	51.91	76.75	85.77	110.62	130.05	155.51	122.34	190.98
36-38	59.66	84.50	93.52	118.36	144.74	165.34	137.50	213.34
39-41	65.65	89.10	99.51	122.96	152.52	172.90	149.05	225.03
42-44	71.67	93.74	105.54	127.60	158.54	177.54	159.79	235.77
45-46	83.80	106.82	117.67	140.68	169.47	185.29	177.72	248.16
47-48	91.88	115.15	125.74	149.01	177.54	193.61	193.43	263.86
49-50	99.95	118.54	133.81	152.41	184.63	196.61	206.47	272.08
51-52	108.02	122.93	141.89	156.79	191.68	200.63	220.10	280.89
53-54	118.14	128.95	152.01	162.82	201.80	206.66	235.08	295.86
55-56	128.95	135.57	162.82	169.43	213.63	203.30	251.15	305.40
57-58	139.77	142.18	173.63	176.04	224.45	209.91	267.48	321.73
59-60	164.21	154.34	198.07	188.21	240.41	222.07	297.73	349.31
61-64	196.76	170.97	230.62	204.83	264.48	238.69	345.58	394.50

## \$20,000 Deductible

Age	Single Male	Single Female	Male +Child	Female +Child	Male +Children	Female +Children	Couple	Couple +Child(ren)
0-1	59.90	59.90	89.14	89.14	118.38	118.38	119.76	161.62
2-18	26.62	26.62	55.86	55.86	85.10	85.10	53.24	95.10
19-23	31.54	38.99	60.78	68.23	90.02	97.46	69.83	111.69
24-28	36.78	46.43	66.02	75.67	100.15	110.74	81.63	131.85
29-32	39.65	57.69	68.89	86.93	107.12	125.69	92.89	152.16
33-35	44.82	66.27	74.06	95.51	112.29	134.27	105.63	164.90
36-38	51.51	72.96	80.75	102.20	124.97	142.76	118.72	184.20
39-41	56.68	76.93	85.92	106.17	131.69	149.29	128.69	194.30
42-44	61.89	80.94	91.12	110.18	136.89	153.29	137.96	203.57
45-46	72.36	92.23	101.60	121.47	146.32	159.98	153.45	214.26
47-48	79.33	99.42	108.57	128.66	153.29	167.17	167.01	227.83
49-50	86.30	102.35	115.54	131.59	159.41	169.76	178.28	234.92
51-52	93.27	106.14	122.51	135.38	165.50	173.23	190.04	242.53
53-54	102.01	111.34	131.25	140.58	174.24	178.43	202.97	255.46
55-56	111.34	117.05	140.58	146.29	184.46	175.53	216.85	263.69
57-58	120.68	122.76	149.92	152.00	193.79	181.24	230.95	277.79
59-60	141.78	133.26	171.02	162.50	207.58	191.74	257.07	301.60
61-64	169.88	147.62	199.12	176.86	228.36	206.10	298.39	340.62

\* For those not eligible for Medicare

Initial  the oldest adult as of the first day of the Quarter of application.



# SmartSense POS Plans - Standard New Business Rates

These rates are available for applicants enrolling July 1, 2010 through September 30, 2010

**Area 5 - Counties of APPLING, ATKINSON, BACON, BERRIEN, BRANTLEY, BROOKS, BURKE, CAMDEN, CHARLTON, CLAY, CLINCH, COFFEE, DECATUR, EARLY, ECHOLS, EMANUEL, GLASCOCK, GLYNN, GRADY, HANCOCK, JEFF DAVIS, JEFFERSON, JENKINS, LANIER, LIBERTY, LONG, LOWNDES, MCINTOSH, MILLER, PIERCE, QUITMAN, RANDOLPH, RICHMOND, SEMINOLE, TALIAFERRO, TATTNALL, THOMAS, WARE, WARREN, WASHINGTON, WAYNE, WILKES**

## \$750 Deductible

Age	Single Male	Single Female	Male +Child	Female +Child	Male +Children	Female +Children	Couple	Couple +Child(ren)
0-1	197.33	197.33	293.65	293.65	389.98	389.98	394.55	532.44
2-18	87.70	87.70	184.03	184.03	280.35	280.35	175.40	313.29
19-23	103.91	128.43	200.24	224.76	296.56	321.08	230.06	367.95
24-28	121.16	152.96	217.49	249.28	329.92	364.83	268.92	434.35
29-32	130.62	190.05	226.94	286.38	352.88	414.08	306.02	501.27
33-35	147.66	218.32	243.98	314.64	369.92	442.35	348.00	543.25
36-38	169.69	240.35	266.01	336.67	411.69	470.30	391.12	606.84
39-41	186.73	253.44	283.05	349.76	433.83	491.81	423.96	640.09
42-44	203.87	266.64	300.20	362.96	450.97	505.01	454.51	670.64
45-46	238.37	303.84	334.70	400.16	482.04	527.04	505.53	705.87
47-48	261.34	327.53	357.66	423.85	505.01	550.73	550.21	750.55
49-50	284.30	337.19	380.63	433.52	525.17	559.25	587.30	773.93
51-52	307.26	349.66	403.59	445.99	545.22	570.68	626.06	798.97
53-54	336.05	366.81	432.37	463.13	574.00	587.82	668.67	841.57
55-56	366.81	385.61	463.13	481.94	607.67	578.26	714.39	868.69
57-58	397.56	404.42	493.89	500.75	638.43	597.07	760.84	915.14
59-60	467.08	439.02	563.40	535.35	683.84	631.67	846.87	993.60
61-64	559.66	486.30	655.99	582.63	752.31	678.95	983.00	1,122.13

## \$1,500 Deductible

Age	Single Male	Single Female	Male +Child	Female +Child	Male +Children	Female +Children	Couple	Couple +Child(ren)
0-1	133.73	133.73	199.02	199.02	264.30	264.30	267.40	360.85
2-18	59.44	59.44	124.72	124.72	190.00	190.00	118.88	212.33
19-23	70.42	87.04	135.71	152.33	200.99	217.61	155.92	249.37
24-28	82.11	103.66	147.40	168.95	223.60	247.26	182.26	294.37
29-32	88.52	128.81	153.81	194.09	239.16	280.64	207.40	339.72
33-35	100.07	147.96	165.36	213.24	250.71	299.79	235.85	368.18
36-38	115.00	162.89	180.29	228.17	279.02	318.74	265.08	411.28
39-41	126.55	171.76	191.83	237.05	294.02	333.32	287.33	433.81
42-44	138.17	180.71	203.45	245.99	305.64	342.26	308.03	454.52
45-46	161.55	205.92	226.84	271.20	326.70	357.19	342.61	478.39
47-48	177.12	221.98	242.40	287.26	342.26	373.25	372.89	508.67
49-50	192.68	228.53	257.96	293.81	355.92	379.02	398.04	524.52
51-52	208.24	236.98	273.53	302.26	369.51	386.77	424.30	541.49
53-54	227.75	248.60	293.03	313.88	389.02	398.39	453.18	570.36
55-56	248.60	261.34	313.88	326.63	411.84	391.91	484.16	588.74
57-58	269.44	274.09	334.72	339.37	432.68	404.66	515.64	620.22
59-60	316.56	297.54	381.84	362.82	463.46	428.11	573.95	673.39
61-64	379.30	329.58	444.59	394.87	509.87	460.15	666.21	760.51


## \$2,500 Deductible

Age	Single Male	Single Female	Male +Child	Female +Child	Male +Children	Female +Children	Couple	Couple +Child(ren)
0-1	107.19	107.19	159.51	159.51	211.83	211.83	214.32	289.22
2-18	47.64	47.64	99.96	99.96	152.29	152.29	95.28	170.18
19-23	56.44	69.76	108.77	122.09	161.09	174.41	124.97	199.87
24-28	65.81	83.09	118.14	135.41	179.21	198.17	146.08	235.94
29-32	70.95	103.24	123.27	155.56	191.68	224.93	166.23	272.28
33-35	80.21	118.59	132.53	170.91	200.94	240.28	189.03	295.09
36-38	92.17	130.55	144.50	182.88	223.63	255.46	212.45	329.63
39-41	101.43	137.67	153.75	189.99	235.65	267.15	230.29	347.69
42-44	110.74	144.83	163.07	197.16	244.97	274.32	246.89	364.29
45-46	129.48	165.04	181.81	217.37	261.84	286.28	274.60	383.42
47-48	141.96	177.91	194.28	230.23	274.32	299.15	298.87	407.69
49-50	154.43	183.16	206.75	235.48	285.27	303.78	319.02	420.39
51-52	166.90	189.93	219.23	242.26	296.16	309.99	340.07	434.00
53-54	182.54	199.25	234.86	251.57	311.80	319.30	363.22	457.14
55-56	199.25	209.46	251.57	261.79	330.08	314.11	388.05	471.87
57-58	215.95	219.68	268.28	272.00	346.79	324.33	413.28	497.10
59-60	253.71	238.48	306.04	290.80	371.46	343.12	460.02	539.72
61-64	304.01	264.16	356.33	316.48	408.65	368.80	533.96	609.54

## \$3,500 Deductible

Age	Single Male	Single Female	Male +Child	Female +Child	Male +Children	Female +Children	Couple	Couple +Child(ren)
0-1	86.90	86.90	129.32	129.32	171.73	171.73	173.75	234.47
2-18	38.62	38.62	81.04	81.04	123.46	123.46	77.24	137.96
19-23	45.76	56.56	88.18	98.98	130.60	141.40	101.31	162.03
24-28	53.36	67.36	95.77	109.78	145.29	160.66	118.42	191.27
29-32	57.52	83.69	99.94	126.11	155.40	182.35	134.76	220.74
33-35	65.02	96.14	107.44	138.56	162.90	194.80	153.25	239.23
36-38	74.72	105.84	117.14	148.26	181.30	207.11	172.24	267.23
39-41	82.23	111.61	124.65	154.03	191.04	216.58	186.70	281.88
42-44	89.78	117.42	132.20	159.84	198.60	222.39	200.15	295.33
45-46	104.97	133.80	147.39	176.22	212.28	232.09	222.62	310.84
47-48	115.08	144.23	157.50	186.65	222.39	242.52	242.30	330.52
49-50	125.20	148.49	167.62	190.91	231.27	246.28	258.63	340.81
51-52	135.31	153.98	177.73	196.40	240.10	251.31	275.70	351.84
53-54	147.99	161.53	190.40	203.95	252.77	258.86	294.46	370.60
55-56	161.53	169.81	203.95	212.23	267.60	254.65	314.59	382.55
57-58	175.07	178.09	217.49	220.51	281.14	262.93	335.05	403.00
59-60	205.69	193.33	248.11	235.75	301.14	278.17	372.94	437.55
61-64	246.46	214.15	288.88	256.57	331.30	298.99	432.88	494.15

\* For Medicare

Initial  the oldest adult as of the first day of the Quarter of application.



# SmartSense POS Plans - Standard New Business Rates

These rates are available for applicants enrolling July 1, 2010 through September 30, 2010

**Area 5 - Counties of APPLING, ATKINSON, BACON, BERRIEN, BRANTLEY, BROOKS, BURKE, CAMDEN, CHARLTON, CLAY, CLINCH, COFFEE, DECATUR, EARLY, ECHOLS, EMANUEL, GLASCOCK, GLYNN, GRADY, HANCOCK, JEFF DAVIS, JEFFERSON, JENKINS, LANIER, LIBERTY, LONG, LOWNDES, MCINTOSH, MILLER, PIERCE, QUITMAN, RANDOLPH, RICHMOND, SEMINOLE, TALIAFERRO, TATTNALL, THOMAS, WARE, WARREN, WASHINGTON, WAYNE, WILKES**

## \$5,000 Deductible

Age	Single Male	Single Female	Male +Child	Female +Child	Male +Children	Female +Children	Couple	Couple +Child(ren)
0-1	78.52	78.52	116.85	116.85	155.18	155.18	157.00	211.87
2-18	34.90	34.90	73.23	73.23	111.56	111.56	69.80	124.66
19-23	41.35	51.11	79.68	89.44	118.01	127.77	91.54	146.41
24-28	48.21	60.86	86.54	99.19	131.28	145.17	107.01	172.83
29-32	51.97	75.63	90.30	113.96	140.42	164.77	121.77	199.46
33-35	58.76	86.87	97.09	125.20	147.20	176.02	138.47	216.17
36-38	67.52	95.64	105.85	133.97	163.82	187.14	155.63	241.47
39-41	74.30	100.85	112.63	139.18	172.63	195.70	168.70	254.70
42-44	81.12	106.10	119.45	144.43	179.45	200.95	180.86	266.86
45-46	94.85	120.90	133.18	159.23	191.81	209.72	201.16	280.88
47-48	103.99	130.33	142.32	168.66	200.95	219.14	218.94	298.66
49-50	113.13	134.17	151.46	172.50	208.97	222.54	233.70	307.96
51-52	122.27	139.14	160.60	177.47	216.95	227.08	249.12	317.93
53-54	133.72	145.96	172.05	184.29	228.41	233.91	266.07	334.88
55-56	145.96	153.44	184.29	191.77	241.80	230.10	284.27	345.67
57-58	158.20	160.93	196.53	199.26	254.04	237.59	302.75	364.15
59-60	185.86	174.70	224.19	213.03	272.11	251.35	336.99	395.37
61-64	222.70	193.51	261.03	231.84	299.36	270.17	391.15	446.52

## \$7,500 Deductible

Age	Single Male	Single Female	Male +Child	Female +Child	Male +Children	Female +Children	Couple	Couple +Child(ren)
0-1	72.23	72.23	107.49	107.49	142.75	142.75	144.42	194.89
2-18	32.10	32.10	67.36	67.36	102.62	102.62	64.20	114.68
19-23	38.04	47.01	73.29	82.27	108.55	117.53	84.21	134.68
24-28	44.35	55.99	79.61	91.25	120.76	133.54	98.44	158.99
29-32	47.81	69.57	83.07	104.83	129.17	151.57	112.01	183.48
33-35	54.05	79.91	89.31	115.17	135.41	161.92	127.38	198.85
36-38	62.11	87.98	97.37	123.23	150.70	172.15	143.17	222.13
39-41	68.35	92.77	103.61	128.03	158.80	180.02	155.18	234.30
42-44	74.63	97.60	109.88	132.86	165.07	184.85	166.37	245.48
45-46	87.25	111.22	122.51	146.47	176.45	192.92	185.04	258.37
47-48	95.66	119.89	130.92	155.15	184.85	201.59	201.40	274.73
49-50	104.06	123.42	139.32	158.68	192.23	204.71	214.98	283.29
51-52	112.47	127.99	147.73	163.25	199.57	208.89	229.16	292.45
53-54	123.01	134.27	158.27	169.52	210.11	215.17	244.76	308.05
55-56	134.27	141.15	169.52	176.41	222.43	211.67	261.49	317.98
57-58	145.52	148.03	180.78	183.29	233.69	218.55	278.50	334.98
59-60	170.97	160.70	206.23	195.96	250.31	231.22	309.99	363.69
61-64	204.86	178.01	240.12	213.26	275.38	248.52	359.82	410.74

## \$10,000 Deductible

Age	Single Male	Single Female	Male +Child	Female +Child	Male +Children	Female +Children	Couple	Couple +Child(ren)
0-1	64.44	64.44	95.90	95.90	127.35	127.35	128.84	173.87
2-18	28.64	28.64	60.10	60.10	91.55	91.55	57.28	102.31
19-23	33.93	41.94	65.39	73.40	96.85	104.85	75.13	120.16
24-28	39.57	49.95	71.02	81.41	107.74	119.14	87.82	141.84
29-32	42.65	62.06	74.11	93.52	115.24	135.22	99.93	163.69
33-35	48.22	71.29	79.68	102.75	120.80	144.45	113.64	177.40
36-38	55.41	78.49	86.87	109.94	134.44	153.58	127.72	198.17
39-41	60.98	82.76	92.43	114.22	141.67	160.61	138.45	209.03
42-44	66.58	87.07	98.03	118.53	147.27	164.92	148.42	219.01
45-46	77.84	99.22	109.30	130.68	157.42	172.11	165.09	230.51
47-48	85.34	106.96	116.80	138.41	164.92	179.85	179.68	245.10
49-50	92.84	110.11	124.30	141.57	171.50	182.63	191.79	252.73
51-52	100.34	114.19	131.80	145.64	178.05	186.36	204.45	260.91
53-54	109.74	119.78	141.20	151.24	187.45	191.96	218.36	274.83
55-56	119.78	125.93	151.24	157.38	198.44	188.84	233.29	283.68
57-58	129.83	132.07	161.28	163.52	208.49	194.98	248.46	298.85
59-60	152.53	143.37	183.99	174.82	223.31	206.28	276.56	324.47
61-64	182.76	158.81	214.22	190.26	245.68	221.72	321.01	366.44

## \$20,000 Deductible

Age	Single Male	Single Female	Male +Child	Female +Child	Male +Children	Female +Children	Couple	Couple +Child(ren)
0-1	55.64	55.64	82.80	82.80	109.96	109.96	111.25	150.13
2-18	24.73	24.73	51.89	51.89	79.05	79.05	49.46	88.34
19-23	29.30	36.21	56.46	63.37	83.62	90.53	64.87	103.75
24-28	34.16	43.13	61.32	70.29	93.02	102.87	75.83	122.47
29-32	36.83	53.59	63.99	80.75	99.50	116.76	86.29	141.34
33-35	41.63	61.56	68.79	88.72	104.30	124.73	98.12	153.17
36-38	47.85	67.77	75.01	94.93	116.08	132.61	110.28	171.11
39-41	52.65	71.46	79.81	98.62	122.32	138.67	119.54	180.48
42-44	57.48	75.18	84.64	102.34	127.16	142.39	128.15	189.10
45-46	67.21	85.67	94.37	112.83	135.92	148.60	142.54	199.03
47-48	73.69	92.35	100.85	119.51	142.39	155.28	155.14	211.63
49-50	80.16	95.08	107.32	122.24	148.08	157.69	165.60	218.22
51-52	86.64	98.59	113.80	125.75	153.73	160.91	176.53	225.28
53-54	94.75	103.43	121.91	130.59	161.85	165.74	188.54	237.29
55-56	103.43	108.73	130.59	135.89	171.34	163.05	201.43	244.94
57-58	112.10	114.03	139.26	141.19	180.01	168.35	214.53	258.04
59-60	131.70	123.79	158.86	150.95	192.82	178.11	238.79	280.16
61-64	157.80	137.12	184.96	164.28	212.12	191.44	277.17	316.40

\* For those not eligible for Medicare

Initial rates are based on the oldest adult as of the first day of the Quarter of application.